



Hinges

Image	Product category	Vendor Part Number	Item Number	Item Description
	CLIP/CLIP top 107	03283333	75T1580	CLIP TOP 107° HINGE, STRAIGHT ARM, SELF-CLOSING, PRESS-IN, STEEL V250
	CLIP/CLIP top 110	08884623	71B3550	CLIP TOP BLUMOTION 110° HINGE, STRAIGHT ARM, SELF-CLOSING, SCREW-ON, STEEL V250
	CLIP/CLIP top 110	08884933	71B3580	CLIP TOP BLUMOTION 110° HINGE, STRAIGHT ARM, SELF-CLOSING, PRESS IN, STEEL V250
	CLIP/CLIP top 110	08885233	71B358E	CLIP TOP BLUMOTION 110° HINGE, STRAIGHT ARM, SELF-CLOSING, EXPANDO, STEEL V250
	CLIP/CLIP top 110	08885303	71B3590	CLIP TOP BLUMOTION 110° HINGE, STRAIGHT ARM, SELF-CLOSING, INSERTA, STEEL V250
	CLIP/CLIP top 110	08885783	71B3680	CLIP TOP BLUMOTION 110° HINGE, HALF-CRANKED, SELF-CLOSING, PRESS-IN, STEEL V250
	CLIP/CLIP top 110	08912953	71B3690	CLIP TOP BLUMOTION 110° HINGE, HALF-CRANKED, SELF-CLOSING, INSERTA, STEEL V250
	CLIP 110	08913183	71B3750	CLIP TOP BLUMOTION 110° HINGE, FULL-CRANKED, SELF CLOSING, SCREW-ON, STEEL V250
	CLIP/CLIP top 110	08914003	73B3580	CLIP TOP BLUMOTION 110°+ HINGE, STRAIGHT ARM, SELF-CLOSING, PRESS IN, STEEL V250
	CLIP/CLIP top 110	08946093	71T3550	CLIP TOP 110° HINGE, STRAIGHT-ARM, SELF CLOSING, SCREW-ON, STEEL V250
	CLIP/CLIP top 110	08946163	71T3580	CLIP TOP 110° HINGE, STRAIGHT-ARM, SELF CLOSING, PRESS-IN, STEEL V250
	CLIP 110	09001403	71T3590	CLIP TOP 110° HINGE, STRAIGHT-ARM, SELF CLOSING, INSERTA, STEEL V250
	CLIP/CLIP top 110	09047663	73T3580	CLIP TOP 110°+ HINGE, STRAIGHT-ARM, SELF CLOSING, PRESS-IN, STEEL V250















Image	Product category	Vendor Part Number	Item Number	Item Description
	CLIP/CLIP top 120	03680333	71T5550	CLIP TOP 120° HINGE, STRAIGHT ARM, SELF-CLOSING, SCREW-ON, STEEL V250
	CLIP/CLIP top 120	03283503	71T5580	CLIP TOP 120° HINGE, STRAIGHT ARM, SELF-CLOSING, PRESS-IN, STEEL V250
	CLIP/CLIP top 120	06863453	71T5590B	CLIP TOP 120° HINGE, STRAIGHT ARM, SELF-CLOSING, INSERTA, STEEL V250
	CLIP/CLIP top 120	03790863	71T5680	CLIP TOP 120° HINGE, HALF-CRANKED, SELF-CLOSING, PRESS-IN, STEEL V50/250
	CLIP/CLIP top 170	07108743	71T6540B	CLIP TOP 170° HINGE, STRAIGHT ARM, SELF-CLOSING, INSERTA, STEEL V125
	CLIP/CLIP top 170	03703643	71T6550	CLIP TOP 170° HINGE, STRAIGHT ARM, SELF-CLOSING, SCREW-ON, STEEL V125
	CLIP/CLIP top 170	03283683	71T6580	CLIP TOP 170° HINGE, STRAIGHT ARM, SELF-CLOSING, PRESS-IN, STEEL V125
	CLIP/CLIP top 170	03703133	71T6680	CLIP TOP 170° HINGE, HALF CRANKED, SELF-CLOSING, PRESS-IN, STEEL V25/125
	CLIP 155	09064183	71T7530N	CLIP TOP 155° ZERO PROTRUSION HINGE, STRAIGHT-ARM, SELF CLOSING, PRESS-IN, STEEL V125
	CLIP 120	03681903	73T5580	CLIP TOP 120°+ HINGE, STRAIGHT-ARM, SELF CLOSING, PRESS-IN, STEEL V250
	CLIP top Angled	04798973	79T5580 +45ii	CLIP TOP 45° DIAGONAL HINGE, FULL OVERLAY, SELF-CLOSING, INSERTA, ACCOMMODATES CABINET FRONT ANGLES FROM -45° TO +45° IN 5° INCREMENTS., STEEL V50/250
	CLIP top Bi-Fold	06874653	79T5590B+45II	CLIP TOP 45° BI-FOLD HINGE FOR CORNER CABINETS, SELF-CLOSING SCREW-ON, STEEL V125
	CLIP top Angled	09347323	79B3490	CLIP TOP BLUMOTION 110° -45° DIAGONAL HINGE, SELF CLOSING, INSERTA, STEEL V50/250
	CLIP top Angled	09347563	79B3491	CLIP TOP BLUMOTION 110° -30° DIAGONAL HINGE, SELF CLOSING, INSERTA, STEEL V50/250















Image	Product category	Vendor Part Number	Item Number	Item Description
	CLIP top Angled	09347703	79B3493	CLIP TOP BLUMOTION 110° -15° DIAGONAL HINGE, SELF-CLOSING, INSERTA, STEEL V50/250
	CLIP top Angled	09347943	79B9494	CLIP TOP BLUMOTION 95° +15° DIAGONAL HINGE, SELF CLOSING, INSERTA, STEEL V50/250
	CLIP top Angled	09348313	79B9496	CLIP TOP BLUMOTION 95° +30° III DIAGONAL HINGE, SELF CLOSING, INSERTA, STEEL V50/250
	CLIP top Angled	09348863	79B9498	CLIP TOP BLUMOTION 95° +45° III DIAGONAL HINGE, SELF CLOSING, INSERTA, STEEL V50/250
	CLIP blind corner	09350743	79B9590	CLIP TOP BLUMOTION 95° INSET BLIND CORNER HINGE, SELF CLOSING, INSERTA, STEEL V50/250
	CLIP top Angled	09348173	79B9595	CLIP TOP BLUMOTION 95° +20° DIAGONAL HINGE, SELF CLOSING, INSERTA, STEEL V50/250
	CLIP top Angled	09348553	79B9596	CLIP TOP BLUMOTION 95° +30° II DIAGONAL HINGE, SELF CLOSING, INSERTA, STEEL V50/250
	CLIP top Angled	09351113	79B9698	CLIP TOP BLUMOTION 95° +45° I DIAGONAL HINGE, SELF CLOSING, INSERTA, STEEL V50/250
	CLIP top Angled	09349163	79B3598	CLIP TOP BLUMOTION 110° +45° II DIAGONAL HINGE, SELF CLOSING, INSERTA, STEEL V50/250
	CLIP top Bi-Fold	07874443	79T8500.10	CLIP TOP 60° BI-FOLD HINGE FOR CORNER CABINETS, SELF-CLOSING SCREW-ON, STEEL V125
	CLIP top Bi-Fold	07874683	79T8530.10	CLIP TOP 60° BI-FOLD HINGE FOR CORNER CABINETS, SELF-CLOSING PRESS-IN, STEEL V125
	CLIP/CLIP top Mounting Plate	02364553	173H9100	CLIP WING PLATE, 0MM CAM HEIGHT ADJUSTABLE, FOR SYSTEM SCREW OR WOOD SCREW APPLICATION, STEEL V500
	CLIP/CLIP top Mounting Plate	02364043	173H7100	CLIP WING PLATE, 0MM CAM HEIGHT ADJUSTABLE, FOR SYSTEM SCREW OR WOOD SCREW APPLICATION, STEEL V500
	CLIP/CLIP top Mounting Plate	02364983	174H7100E	CLIP WING PLATE, 0MM, CAM HEIGHT ADJUSTABLE, EXPANDO, STEEL V500















Image	Product category	Vendor Part Number	Item Number	Item Description
	CLIP/CLIP top Mounting Plate	04725153	175H5030.21	CLIP ADAPTER PLATE, FOR INSET FACE FRAME, 9MM, CAM HEIGHT ADJUSTABLE, SCREW-ON, ZINC V250
	CLIP mounting plates	02542403	175H6060	CLIP ADAPTER PLATE, FOR FACE FRAME, 6MM, CAM HEIGHT ADJUSTABLE, CENTER MOUNT, SCREW-ON, STEEL V250
	CLIP/CLIP top Mounting Plate	03175793	175L6030.21	CLIP ADAPTER PLATE, FOR FACE FRAME, 3MM, HEIGHT ADJUSTABLE CENTER MOUNT, SCREW-ON, ZINC V500
	CLIP/CLIP top Mounting Plate	03444603	175L6600.22	CLIP ADAPTER PLATE, FOR FACE FRAME, 0MM, HEIGHT ADJUSTABLE OFF-CENTER MOUNT, SCREW-ON, ZINC V500
	CLIP/CLIP top Mounting Plate	03445243	175L6660.22	CLIP ADAPTER PLATE, FOR FACE FRAME, 6MM, HEIGHT ADJUSTABLE OFF-CENTER MOUNT, SCREW-ON, ZINC V500
	CLIP/CLIP top Mounting Plate	07167753	175L6600.24	CLIP ADAPTER PLATE, FOR FACE FRAME, 0MM, WITH 15MM FLANGE HEIGHT ADJUSTABLE, SCREW-ON, ZINC V250
	CLIP mounting plates	06738893	175L8100	CLIP WING PLATE, 0MM, HEIGHT ADJUSTABLE, SCREW-ON, ZINC V500
	CLIP/CLIP top Mounting Plate	01925383	173L6100	CLIP WING PLATE, 0MM, HEIGHT ADJUSTABLE, SCREW-ON, STEEL V500
	CLIP/CLIP top Mounting Plate	03697643	173L8100	CLIP WING PLATE, 0MM, HEIGHT ADJUSTABLE, WITH PRE-MOUNTED SYSTEM SCREW, STEEL V500
	CLIP/CLIP top Mounting Plate	07361713	175H7100	CLIP WING PLATE, 0MM, HEIGHT ADJUSTABLE, SCREW-ON, ZINC V500
	CLIP/CLIP top Mounting Plate	07322903	175H7130	CLIP WING PLATE, 3MM, HEIGHT ADJUSTABLE, SCREW-ON, ZINC V50/250
	CLIP/CLIP top Mounting Plate	02327943	175H7190	CLIP WING PLATE, 9MM, HEIGHT ADJUSTABLE, SCREW-ON, ZINC V250
	CLIP mounting plates	04974013	175H9160	CLIP WING PLATE, 6MM, HEIGHT ADJUSTABLE, SCREW-ON, ZINC V50/250
	CLIP/CLIP top Mounting Plate	02367133	175H9190	CLIP WING PLATE, 9MM, HEIGHT ADJUSTABLE, FOR SYSTEM SCREW OR WOOD SCREW APPLICATION, ZINC V250















Image	Product category	Vendor Part Number	Item Number	Item Description
	CLIP/CLIP top Mounting Plate	02314003	175H9190.22	CLIP WING PLATE, 18MM, HEIGHT ADJUSTABLE, SCREW-ON, ZINC V250
	CLIP/CLIP top Mounting Plate	02541513	175H6000	CLIP ADAPTER PLATE, FOR FACE FRAME, 0MM, CAM HEIGHT ADJUSTABLE, CENTER MOUNT, SCREW-ON, STEEL V250
	CLIP/CLIP top Mounting Plate	02541863	175H6030	CLIP ADAPTER PLATE, FOR FACE FRAME, 3MM, CAM HEIGHT ADJUSTABLE, CENTER MOUNT, SCREW-ON, STEEL V250
	CLIP/CLIP top Mounting Plate	02541003	175H6600	CLIP ADAPTER PLATE, FOR FACE FRAME, 0MM, CAM HEIGHT ADJUSTABLE, OFF CENTER MOUNT, SCREW-ON, STEEL V250
	CLIP/CLIP top Mounting Plate	01863003	174E6100.01	CLIP WING PLATE, 0MM, HEIGHT ADJUSTABLE, EXPANDO, STEEL V500
	BLUMOTION for doors	06823663	971A0500	BLUMOTION FOR DOORS 971A WING PLATE FOR PANEL CABINETS, 0MM, SCREW-ON, 37MM SETBACK, 32MM APART, ZINC V25/125
	BLUMOTION for doors	26246643	971A9700.22	BLUMOTION FOR DOORS COMPACT 971A POLY-BAG SET, SET INCLUDES: BLUMOTION, SPACER & SCREWS, TRILINGUAL V125
	BLUMOTION for doors	07196853	973A0500.01	BLUMOTION FOR DOORS 973A, FOR EURO HINGES, STRAIGHT-ARM, ADD-ON, STEEL V50/250
	BLUMOTION for doors	08975943	973A7000	BLUMOTION FOR DOORS 973A, FOR EURO HINGES, STRAIGHT-ARM, ADD-ON, STEEL V50/250
	Hinge Angled Spacer	02518373	171A5070	+5° ANGLED SPACER WEDGE FOR CLIP WING PLATE (7.35MM), STEEL V50
	Hinge Angled Spacer	02518533	171A5500	-5° ANGLED SPACER WEDGE FOR CLIP WING PLATE (.92MM), STEEL V50
	Compac 33 Mount Plate	06900823	133.024	COMPACT 33 FACE-MOUNTED FACE FRAME PLATE FOR 1-3/8"+ OVERLAY V250/500
	COMPACT 31/33	06304463	33.3600	COMPACT 33, 110°, SCREW-ON, COMPACT-MOEBELSCHARNIER, CHARNIERE COMPACT V250
	COMPACT 31/33	06313453	33.3630	COMPACT 33, 110°, PRESS-IN, COMPACT-MOEBELSCHARNIER, CHARNIERE COMPACT V250















Image	Product category	Vendor Part Number	Item Number	Item Description
	COMPACT 31/33	05368313	130.1100.22	COMPACT 33 EDGE-MOUNTED FACE FRAME PLATE FOR 3/4" OVERLAY V250/500
	COMPACT 31/33	05720123	130.1100.23	COMPACT 33 EDGE-MOUNTED FACE FRAME PLATE FOR 1/2" OVERLAY V250/500
	COMPACT 31/33	06290653	130.1100.24	COMPACT 33 EDGE-MOUNTED FACE FRAME PLATE FOR 1/4" OVERLAY V250
	COMPACT 31/33	06942823	130.1110.02	COMPACT 33 EDGE-MOUNTED FACE FRAME PLATE FOR 1" OVERLAY V250/500
	COMPACT 31/33	06943213	130.1130.02	COMPACT 33 EDGE-MOUNTED FACE FRAME PLATE FOR 1-1/4" OVERLAY V250/500
	COMPACT 31/33	06943633	130.1150.02	COMPACT 33 EDGE-MOUNTED FACE FRAME PLATE FOR 1-1/2" OVERLAY V250/500
	COMPACT 38/39	26143413	38N355C.08	COMPACT 38N HINGE & PLATE, FOR 1/2" OVERLAY, WRAPAROUND, SCREW-ON, STEEL V250
	COMPACT 38/39	26292086	38N358B.08	COMPACT BLUMOTION 38N (NEW BMN) HINGE & PLATE, FOR 1/2" OVERLAY, WRAPAROUND, PRESS-IN, STEEL V250
	COMPACT 38/39	26295476	38N358B.10	COMPACT BLUMOTION 38N (NEW BMN) HINGE & PLATE, FOR 5/8" OVERLAY, WRAPAROUND, PRESS-IN, STEEL V250
	COMPACT 38/39	26294376	38N358B.12	COMPACT BLUMOTION 38N (NEW BMN)HINGE & PLATE, FOR 3/4" OVERLAY, WRAPAROUND, PRESS-IN, STEEL V250
	COMPACT 38/39	26144053	38N355CE08	COMPACT 38N, FF HINGE AND PLATE, SCREW-ON, EDMOUNT (1/2"), WITH SIDE AND CAM DEPTH ADJUSTMENT V250
	COMPACT 38/39	26144133	38N358CE08	COMPACT 38N, FF HINGE AND PLATE, PRESS-IN, EDMOUNT (1/2"), WITH SIDE AND CAM DEPTH ADJUSTMENT V250
	COMPACT 38/39	26226023	39C358C.22	COMPACT 39C HINGE & PLATE, FOR 1-3/8" OVERLAY, WRAPAROUND, PRESS-IN, STEEL V300
	COMPACT 38/39	26294616	39C358B.20	COMPACT BLUMOTION 39C (NEW BMN) HINGE & PLATE, FOR 1-1/4" OVERLAY, WRAPAROUND, PRESS-IN, STEEL V300


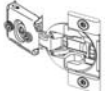














Image	Product category	Vendor Part Number	Item Number	Item Description
	COMPACT 38/39	26294886	39C358B.22	COMPACT BLUMOTION 39C (NEW BMN) HINGE & PLATE, FOR 1-3/8" OVERLAY, WRAPAROUND, PRESS-IN, STEEL V300
	COMPACT 38/39	06798206	38N355B.08	COMPACT BLUMOTION 38N HINGE & PLATE, FOR 1/2" OVERLAY, WRAPAROUND, SCREW-ON, STEEL V250
	BLUMOTION for doors	26246643	971A9700.22	BLUMOTION FOR DOORS COMPACT 971A POLY-BAG SET, SET INCLUDES: BLUMOTION, SPACER & SCREWS, TRILINGUAL V125
	Assembly Devices	09168759	ZME.0710	KNOCK-IN TOOL FOR EURO HINGES V1
	Misc. Items	08815692	38C315B3	COMPACT BLUMOTION 86° ANGLE RESTRICTION CLIP, NYLON V250
	Misc. Items	09048274	70T3553	ANGLE RESTRICTION CLIP (86°), FOR THE 110° HINGE V250
	Assembly Devices	05945214	65.5030.01	PLATEMATE - BORING TEMPLATE FOR FACEFRAME ADAPTER MOUNTING PLATES V1
	Assembly Devices	03037561	BLUMPOZIDRIVE	BLUM POZI SCREWDRIVER V20
	Other fittings rest	07774474	70.6103	130° ANGLE RESTRICTION CLIP, FOR 170° HINGES V250/2500
	Assembly Devices	09027621	65.1051.01	UNIVERSAL INDIVIDUAL TEMPLATE FOR AVENTOS LIFT MECHANISMS, CABINET PROFILES, MOUNTING & ADAPTER PLATES V1
	Assembly machines	09171559	M53.1053*US	PNEUMATIC DELUXE MINIPRESS FOR BORING AND INSERTION (220V/1-PHASE) EURO-DRILLING PATTERN V1
	Assembly machines	09051769	MZM.0040	UNIVERSAL INSERTION RAM FOR ALL EURO HINGES V1
	Assembly machines	02962965	MZM.0092.01	MINIPRESS INSERTION RAM FOR METABOX 320M/K/H FIXING BRACKETS V1
	Other fittings rest	26033900	T59.3570	SIDE SPACER, FOR INTERIOR ROLL-OUT SHELF, NYLON V100

Image	Product category	Vendor Part Number	Item Number	Item Description
	Other fittings rest	26272481	295.1	CLIP WING PLATE, 0MM, HEIGHT ADJUSTABLE, SCREW-ON, STEEL V500
	Other fittings rest	27014754	69.7200.770	CAB LEVELER(4-6"){69.7101} W/FIX BLOCK{68.5011} + SCREW (SCREW ON) V100

[For inquiries email sales@central-wholesale.com](mailto:sales@central-wholesale.com)

Additional information available at <http://www.blum.com/us/en/>